

6-DZF-20.3

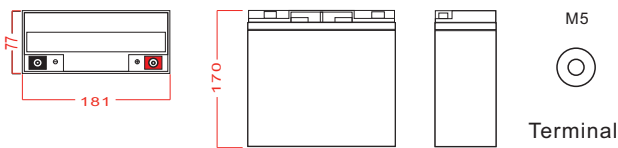


General Features

- > High Corrosion Resistant Performance: Pb-Ca multi-alloy grid
- > High Energy Density and Power Density
- > Excellent Charge Acceptance Ability
- > Strong High and Low Temperature Performance
- > Optimized Capability of instant High-current Discharging
- > Low self-discharge rate



Dimension: 181(L)×77(W)×170(H)×170(TH) Unit: mm



Applications

- > Electric vehicle
- > Electric wheelchair
- > Electric scooter
- > Electric play car for children
- > Garbage truck
- > Patrol car

Specification

Nominal Voltage	12V
Nominal Capacity	20Ah
Design life	5 years
Terminal	M5
Approx. Weight	Approx6.15kg (13.6lbs)
Container Material	ABS
	24.0Ah 10Hour Rate (2.40A to 10.5V)
Rated Capacity	20.3Ah 2Hour Rate (10.15A to 10.5V)
	16.0Ah 1Hour Rate (16.0A to 10.5V)
Operating Temperature	Discharge: -20 ~50°C(-4~ 122°F)
	Charge: -20 ~50°C(-4~ 122°F)
	Storage: -20 ~50°C(-4~ 122°F)
	Float Use:13.7-13.9V@25°C
Charge Method (25 °C)	Cycle Use :14.7-14.9V,@25°C
	Max charge current 4.0A
Self discharge	3% of capacity declined per month at 25°C

Constant Current Discharge Characteristics Unit: A (25°C, 77°F)

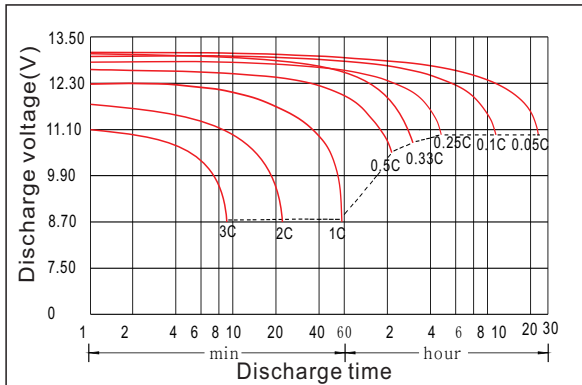
FV/Time	5min	15min	30min	1h	2h	3h	5h	8h	10h	20h
1.60V	93.3	50.0	30.0	16.5	10.41	7.34	4.73	3.04	2.47	1.284
1.65V	90.7	48.5	29.5	16.4	10.33	7.27	4.70	3.02	2.44	1.276
1.70V	87.2	47.5	29.0	16.3	10.24	7.17	4.62	2.97	2.42	1.268
1.75V	79.9	45.9	28.6	16.0	10.15	7.10	4.60	2.95	2.40	1.260
1.80V	71.6	42.7	27.5	15.6	9.97	7.06	4.48	2.88	2.37	1.252
1.85V	63.9	38.3	25.1	14.5	9.44	6.64	4.25	2.72	2.30	1.228

Constant Power Discharge Characteristics Unit: W/cell(25°C, 77°F)

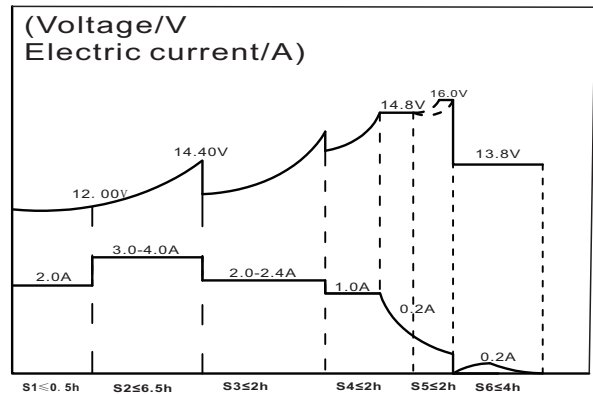
FV/Time	5min	15min	30min	1h	2h	3h	5h	8h	10h	20h
1.60V	141.6	80.1	49.2	28.3	17.9	12.67	8.14	5.36	4.30	2.30
1.65V	136.4	78.5	48.9	28.0	17.9	12.50	8.11	5.31	4.28	2.29
1.70V	135.6	77.8	48.8	27.8	17.8	12.42	8.05	5.23	4.21	2.27
1.75V	126.1	77.2	48.6	27.6	17.7	12.38	7.98	5.21	4.18	2.26
1.80V	116.6	72.8	47.3	27.4	17.6	12.34	7.92	5.09	4.12	2.25
1.85V	103.6	65.3	43.3	25.5	16.9	11.75	7.55	4.85	4.05	2.23

6-DZF-20.3

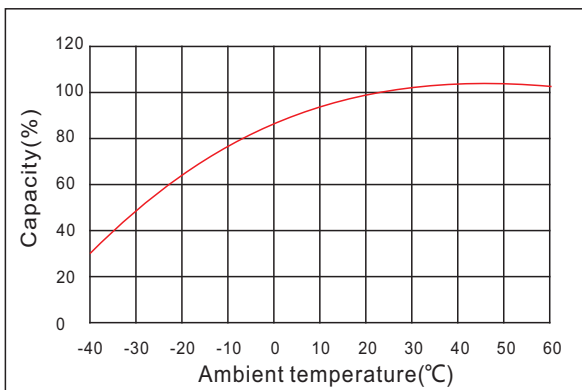
Discharge characteristic



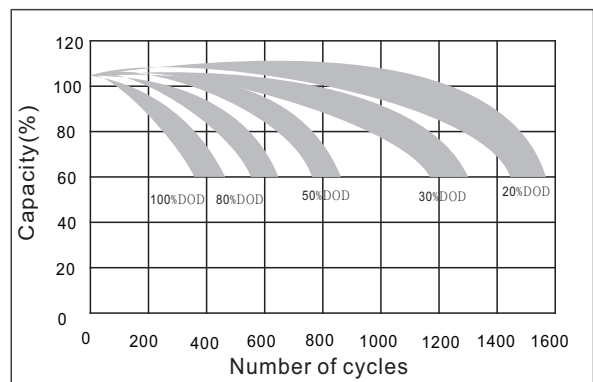
Charging characteristic



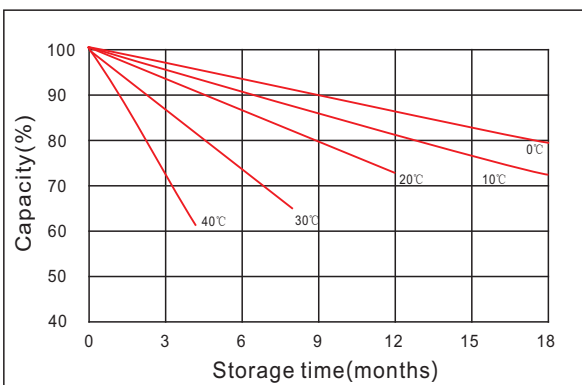
The effect of temperature on capacity



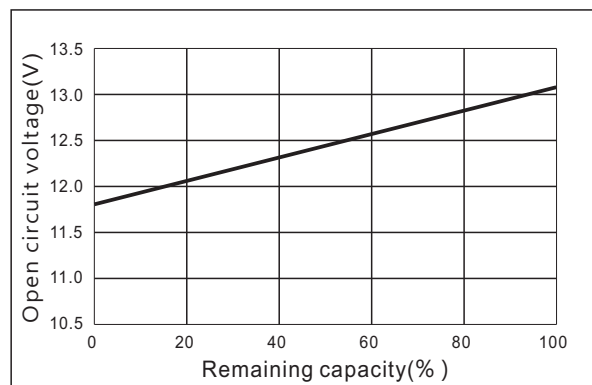
The effect of discharge depth on cycle life



Curves of self-discharge



Curves of open circuit voltage vs. capacity



www.kiju.com.cn info@kiju.com.cn

+86-791-85982779 +86-791-85989842

Jiangxi Jingjiu Power Science&Technology Co. Ltd.
Add: 1388 Fushan No.1 Street, Xiaolan Economic Development Zone, Nanchang City, Jiangxi Province, China.

Jiangxi Jingjiu Power (Jiujiang) Co. Ltd.
Add: Xiwang Rd, Aicheng Industrial Park, Yongxiu Country, Jiujiang City, Jiangxi Province, China.

