

Features

- High load capacity : 17A switching capability
- Small in size and suitable for intensive installation
- Pressure resistance is up to 5000volts
- Safety certificate

Contact Data

型号 Type	YCF3
触点材料 Contact material	银合金 Silver alloy
接触电阻 Contact resistance	100mΩ Max.(at 1A 16VDC)
额定负载 (阻性) Rated load (Resistive load)	16A250VAC /17A 277VAC
最大切换电流 Max. switching current	16A
最大切换电压 Max. switching voltage	277VAC
最大切换功率 Max. switching power	4709VA
最小切换负载 Min. switching load	6V 1A

Characteristics

吸合时间 (额定电压) Operate time (at rated coil voltage)	15ms Max. (不加二极管 No diode)	
释放时间 Release time	5ms Max. (不加二极管 No diode)	
绝缘电阻 Insulation resistance	Min 1000MΩ (at 500VDC)	
介质耐压 Dielectric strength	触点与触点间	Between open contacts:1000VAC, 50/60Hz for 1min
	触点与线圈间	Between coil and contact : 5000VAC , 50/60Hz for 1min
抗振动 Vibration resistance	耐久Destructive	10-55Hz,双振幅1.5mm 10-55Hz ,at double amplitude of 1.5 mm
	误动作Functional	10-55Hz,双振幅1.5mm 10-55Hz ,at double amplitude of 1.5 mm
抗冲击 Shock resistance	误动作Functional	10G Min
	耐久Destructive	10G Min
寿命 Endurance	机械寿命 (每小时10800次, 室温) Mechanical endurance (10800ops./h)	10000000次 10000000 ops.(at room temperature)
	电气寿命 (每小时360次, 室温) Electrical endurance (360ops./h)	100000次 100000 ops.(at room temperature)
环境温度Ambient atemperature	-40°C~+85°C(不冷凝 no condensation)	
重量Weight	约14g Approx.14g	

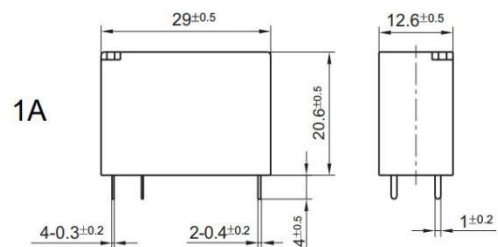
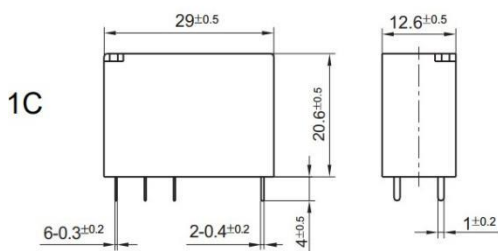
Coil Data (at 20°C)

额定电压 (VDC) Nominal voltage (VDC)	额定电流 ±10%(mA) Nominal operating current ±10%(mA)	线圈电阻 ±10%(Ω) Coil resistance ±10%(Ω)	额定功率 Nominal operating power	吸合电压 (Max.) Operate voltage (Max.)	释放电压 (Min.) Release voltage (Min.)	最大连续外加电压 Max. allowable voltage
3	240	12.5	约0.72W Approx 0.72W	额定电压的75% 75% of nominal voltage	额定电压的5% 5% of nominal voltage	额定电压的130% 130% of nominal voltage
5	144	35				
6	120	50				
9	80	113				
12	60	200				
18	40	450				
24	30	800				
48	15	3200				
3	180	17	约0.54W Approx 0.54W	额定电压的75% 75% of nominal voltage	额定电压的5% 5% of nominal voltage	额定电压的130% 130% of nominal voltage
5	108	46				
6	90	67				
9	60	150				
12	45	270				
18	30	600				
24	22.5	1067				
48	11.25	4267				

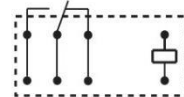
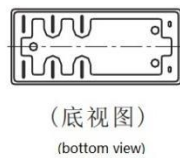
The data shown above are initial values. Do not apply maximum allowable voltage on coil for more than 10 minutes to avoid overheating of the coil.

Outline dimension, Wiring diagram, PCB layout (Unit:mm)

外形图
Outline dimension

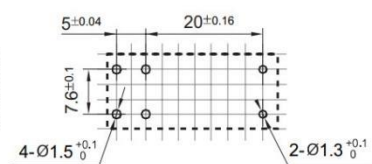
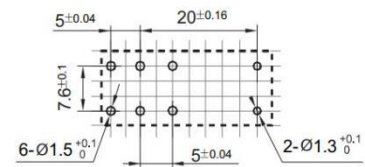


接线图 (底视图)
Wiring Diagram (bottom view)

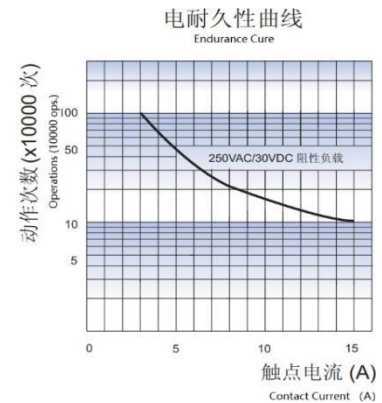
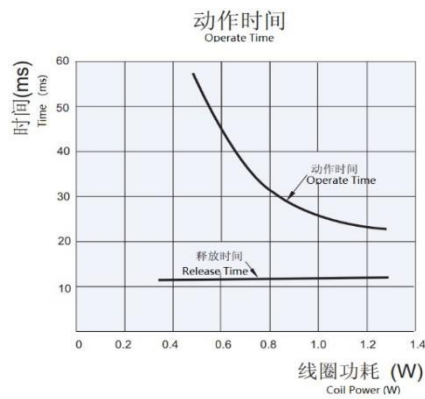
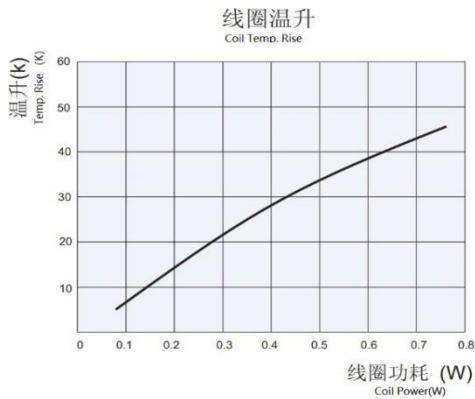


安装孔尺寸

(底视图)
P.C.B.Layout (bottom view)



Characteristic Curves



Typical Applications

通讯设备 Telecommunication equipment

安全设备 Safety equipment

办公室设备 Office equipment

家用电器: 空调, 微波炉等 Home appliances: air conditioner, microwave oven, etc.

Ordering Information

YCF3 - 1-C - 12VDC - H - D - T - XX
1 2 3 4 5 6 7 8

- 1: 型号Type: YCF3
- 2: 触点组数Number of Poles: 1-1Pole
- 3: 触点形式Contact Arrangement: C Form C ; H From A ; B From B
- 4: 额定电压Nominal Voltage: 3,5,6,9,12,18,24,48VDC
- 5: 外壳颜色Enclosure Color: T-透明Transparent,;H-黑色Black; L-兰色Blue
- 6: 线圈功耗Coil Pwor: D-0.72W L-0.54W
- 7: 封装形式Protective Construction: S-塑封式Flux proofed,
SH-防水式 Sealed type washable
- 8: 特殊参数Special Parameter: 无-标准型 Nil-Standard type
字母或数字-特殊要求Letter or number-Special requirement

(1): 塑封式不能在污染环境 (含有H₂S, SO₂, NO₂, 粉尘等污染特) 中使用。

Flux-proof relays can not be used in the environment with pollutants like H₂S, SO₂, NO₂, dust, etc.

(2): 塑封式装入PCB焊接后, 不能进行整体清洗或表面处理。

Water cleaning or surface process is not suggested after the flux-proof relays are assembled on PCB.

(3): 客户特殊要求 (XX), 由我司评估后, 按特性符号标识。